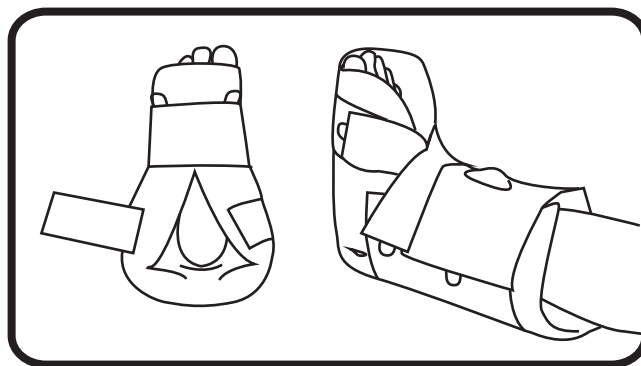


# Heal-up Protection Boot

Product Code: HUP/10

## Fitting Instructions

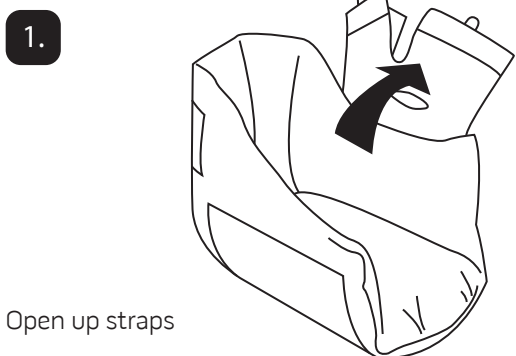


Telephone: +44 (0) 1475 746 400  
Sales Fax: +44 (0) 1475 746 410  
General Fax: +44 (0) 1475 746 411  
E-mail: enquiries@promedics.co.uk

**Promedics Orthopaedics Ltd.**  
Port Glasgow Industrial Estate  
Gareloch Road, Port Glasgow  
Scotland PA14 5XH



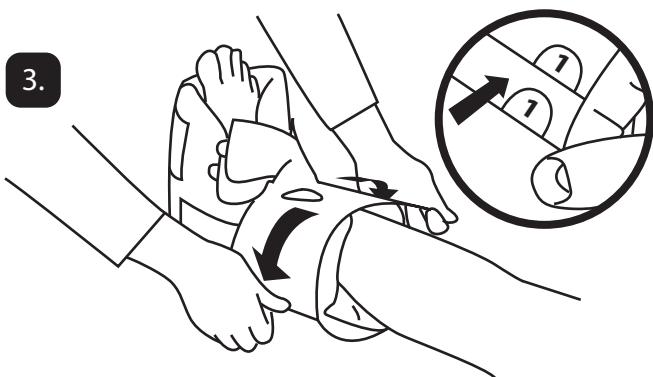
[www.promedics.co.uk](http://www.promedics.co.uk)



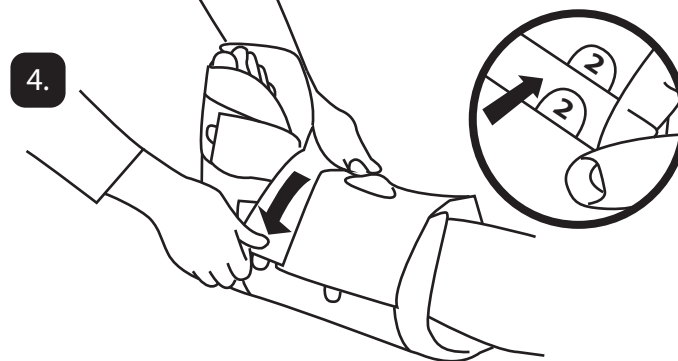
Open up straps



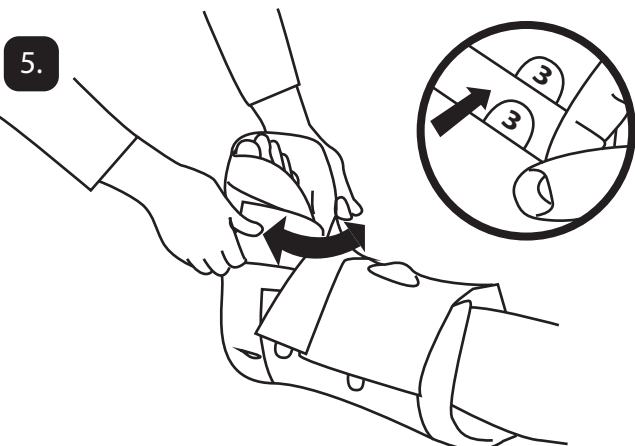
Slide under foot



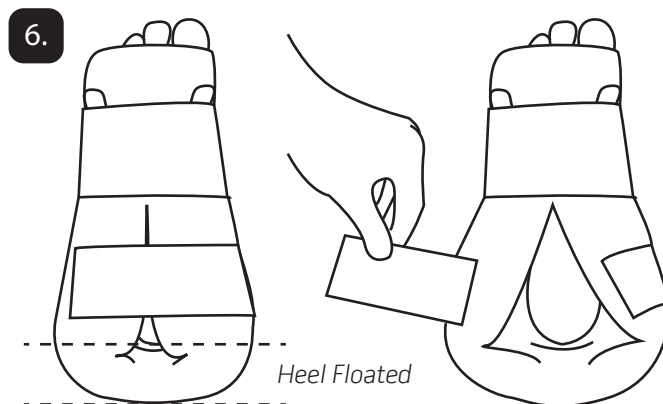
Tighten strap 1, towards corresponding number tab. Evenly on both sides. Do not over tighten.



Tighten strap 2, towards corresponding number tab. Evenly on both sides. Do not over tighten.



Tighten strap 3, towards corresponding number tab. Evenly on both sides. Do not over tighten.



Make sure the heel is floated.  
Open heel provides greater inspection visibility.