

Order Form - **Phantom**

Distributed by



embreis



Check list :

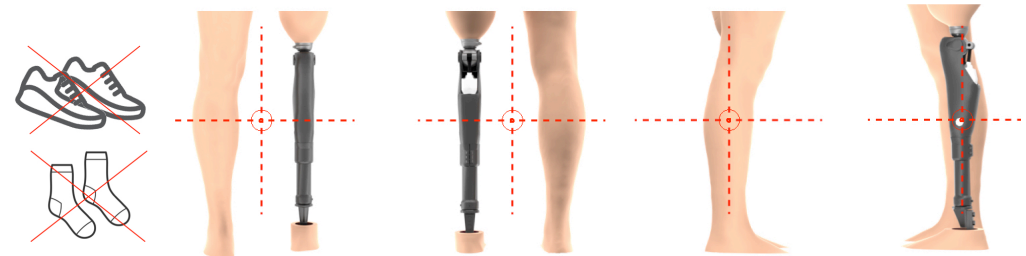
☐

Photo of the foot or shell.

Both the outer and inner edges of the shell contour must be visible. The camera lens must be perpendicular to the pyramid.


☐

4 Photos, as shown in the images above. The camera must be placed perpendicular to the legs, in a low position, and both legs must be centered on the photo. Please remember that all prosthetic components must be completely visible, including the socket. Please remove shoes, socks and any object that covers the prosthesis.


☐

Scan of the prosthesis and the patient's leg



Format
.stl
.obj


☐

Scan of the entire prosthesis, without a patient.



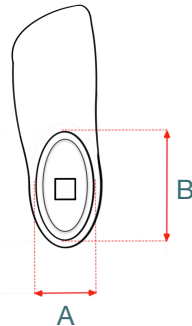
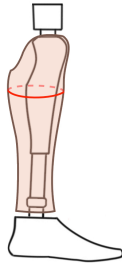
Format
.stl
.obj

Cover circumference in [cm]

We recommend reducing the FlexCover circumference by a few percent, and even above ten percent for a very large calf. According to our customers' opinion, the FlexCover looks good with a circumference of less than 40 cm



For joints such as Genium, Genium X3, C-Leg4, Rheo the minimum circumference is 38 cm.



A [mm]

B [mm]

Foot manufacturer, type and size

For example : OB Taleo 1C50 L29

Knee manufacturer and type

For example : OB 3R80

Adapter

Above the knee

☐ 30

☐ 34

e.g.:
4WR95=3

New Colours

21	41	61	81
23	43	63	83
25	45	65	85



- matte finish as standard
- not available for tattoos

Enter the number :

Colour

- ☐ Skin Tone1
- ☐ Skin Tone3
- ☐ Graphite
- ☐ White
- ☐ Grey
- ☐ Black
- ☐ Matt varnish

Tattoo (charged extra)

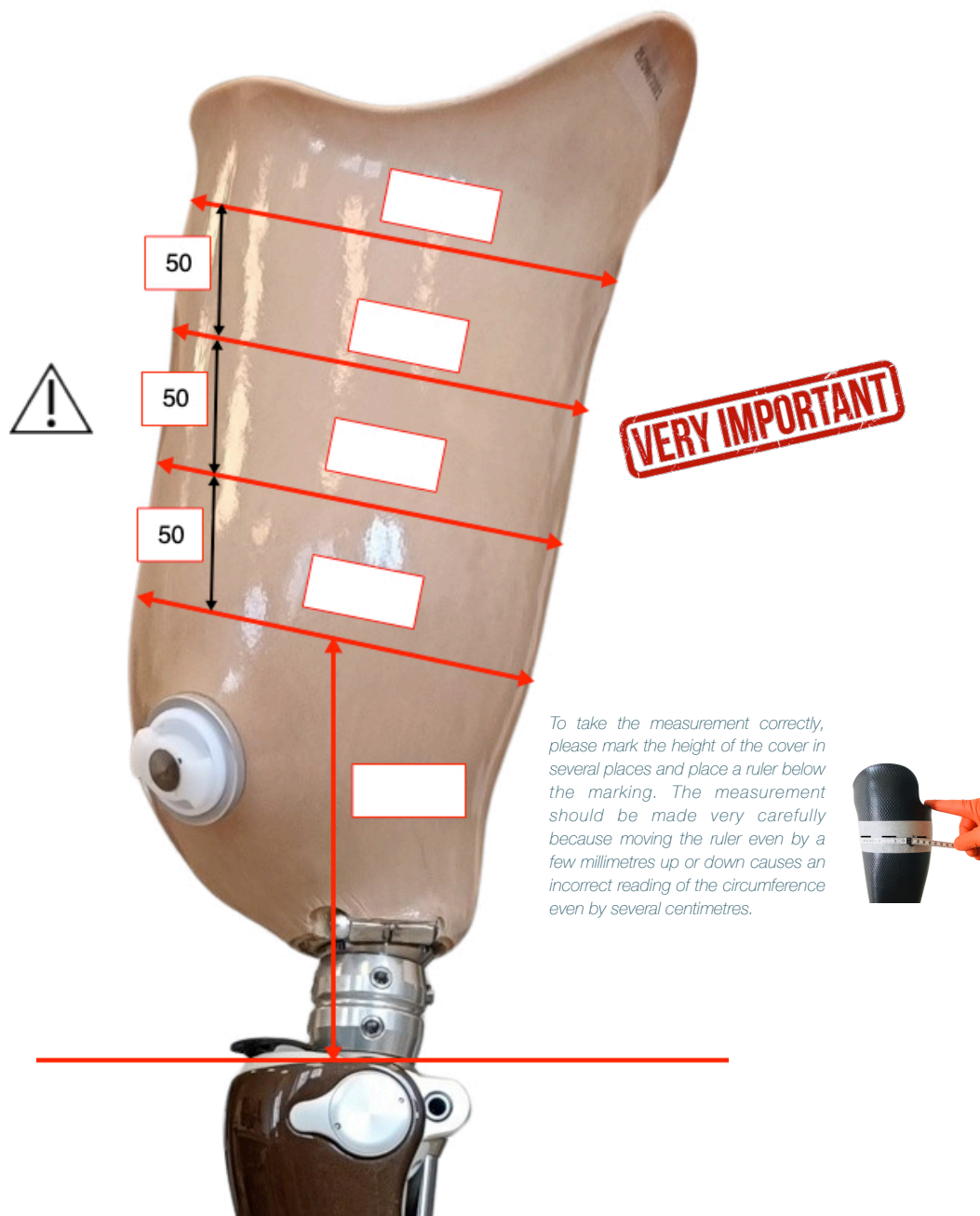
Available only for Skin Tone3, White and Grey colour

☐ Catalog number
e.g.: 08-1001

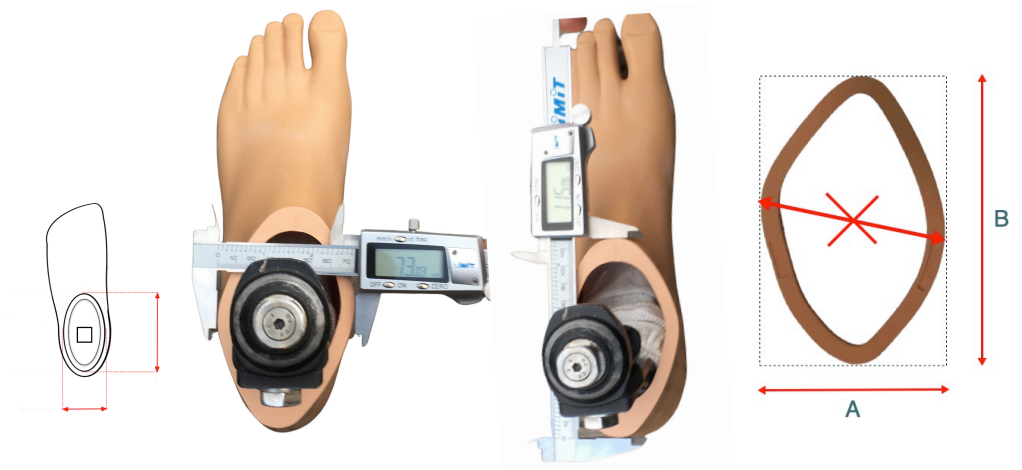
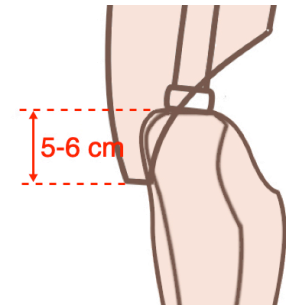
☐ Own

Send the form and files to **order@embreis.com** or use an external service such as **WeTransfer**

Circumferences of the prosthetic socket at heights of 50 mm



- If the provided cover does not have a hole for the valve, and it is required, it should be made.
- After attaching the cover, the lower part should be approximately 5-6 cm below the top of the prosthetic knee.
- Detailed information on the installation of the cover can be found on the website and delivered together with the product.



- All our covers can be shortened from the bottom by several mm.
- In the factory state, the lower part of the cover is flat.
- In the case of the foot as shown in the picture, the lower part of the cover can be ground to the shape of the foot.