

Cover circumference in [cm]

Min. 38 for Genium X3 C-Leg4 Rheo

36 ☐

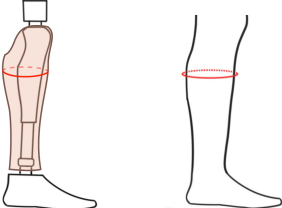
38 ☐

40 ☐

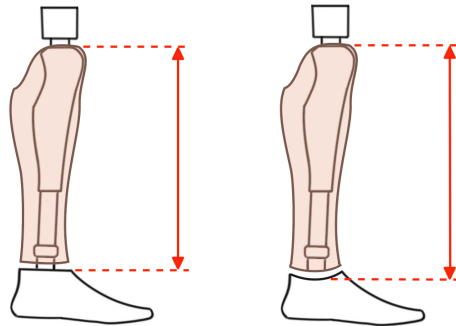
42 ☐

Reduce by 5% to 15%  
For example :  
41cm - 5% = 38,9cm

38 ☒



The height of the knee in the range of 32-53 in [cm]



Foot manufacturer, type and size

For example : OB Taleo 1C50 L29

Knee manufacturer and type

For example : OB 3R80

Adapter

☐ 30

☐ 34

e.g.:  
4WR95=3

New Colours

21	41	61	81
23	43	63	83
25	45	65	85

Enter the number :


- matte finish as standard  
- not available for tattoos

Colour

- ☐ Skin Tone1
- ☐ Skin Tone3
- ☐ Graphite
- ☐ White
- ☐ Grey
- ☐ Black
- ☐ Matt varnish

Tattoo ( charged extra )

Available only for Skin Tone3, White and Grey colour

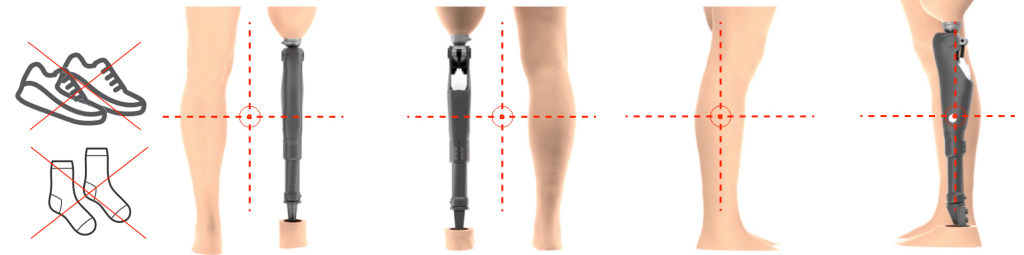
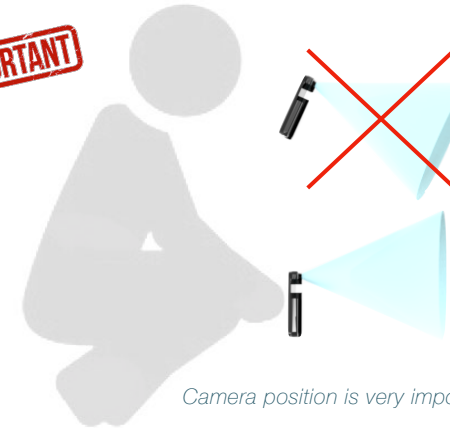
☐ Catalog number  
e.g.: 08-1001

☐ Own

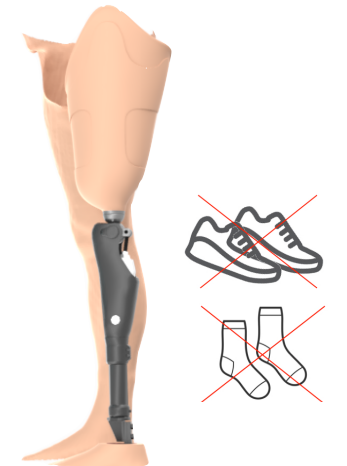
Check list :



**4 Photos**, as shown in the images above. The camera must be placed perpendicular to the legs, in a low position, and both legs must be centered on the photo. Please remember that all prosthetic components must be completely visible, including the socket. Please remove shoes, socks and any object that covers the prosthesis.


**VERY IMPORTANT**


Camera position is very important



- All our covers can be shortened from the bottom by several mm.
- In the factory state, the lower part of the cover is flat.
- In the case of the foot as shown in the picture, the lower part of the cover can be ground to the shape of the foot.